



Cambridge International AS & A Level

BIOLOGY

9700/35

Paper 3 Advanced Practical Skills 1

October/November 2023

CONFIDENTIAL INSTRUCTIONS

This document gives details of how to prepare for and administer the practical exam.

The information in this document and the identity of any materials supplied by Cambridge International are confidential and must NOT reach candidates either directly or indirectly.

The supervisor must complete the report at the end of this document and return it with the scripts.

INSTRUCTIONS

- If you have any queries regarding these confidential instructions, contact Cambridge International stating the centre number, the syllabus and component number and the nature of the query.
email info@cambridgeinternational.org
phone +44 1223 553554

This document has **12** pages. Any blank pages are indicated.

General information about practical exams

Centres must follow the guidance on science practical exams given in the *Cambridge Handbook*.

Safety

Supervisors must follow national and local regulations relating to safety and first aid.

Only those procedures described in the question paper should be attempted.

Supervisors must inform candidates that materials and apparatus used in the exam should be treated with caution. Suitable eye protection should be used where necessary.

The following hazard codes are used in these confidential instructions, where relevant:

C	corrosive	MH	moderate hazard
HH	health hazard	T	acutely toxic
F	flammable	O	oxidising
N	hazardous to the aquatic environment		

Hazard data sheets relating to substances used in this exam should be available from your chemical supplier.

Before the exam

- The packets containing the question papers must **not** be opened before the exam.
- It is assumed that standard school laboratory facilities, as indicated in the *Guide to Planning Practical Science*, will be available.
- Spare materials and apparatus for the tasks set must be available for candidates, if required.

During the exam

- It must be made clear to candidates at the start of the exam that they may request spare materials and apparatus for the tasks set.
- Where specified, the supervisor **must** perform the experiments and record the results as instructed. This must be done **out of sight** of the candidates, using the same materials and apparatus as the candidates.
- Any assistance provided to candidates must be recorded in the supervisor's report.
- If any materials or apparatus need to be replaced, for example, in the event of breakage or loss, this must be recorded in the supervisor's report.

After the exam

- The supervisor must complete a report for each practical session held and each laboratory used.
- Each packet of scripts returned to Cambridge International must contain the following items:
 - the scripts of the candidates specified on the bar code label provided
 - the supervisor's results relevant to these candidates
 - the supervisor's reports relevant to these candidates
 - seating plans for each practical session, referring to each candidate by candidate number
 - the attendance register.

Specific information for this practical exam

During the exam, the supervisor or other competent biologist (**not** the invigilator) should obtain the results needed for the supervisor's report by following the relevant steps in the question paper. The results should be recorded in the supervisor's report.

Organisation of the exam

- All candidates must have access to the materials required for Question 1 throughout the whole period of the exam.
- Half of the candidates will have access to the microscope and slide for a maximum time of one hour from the start of the exam. These candidates should start with Question 2. After one hour, or sooner if candidates have finished Question 2, they should move on to Question 1.
- For Question 2, two candidates are **not** permitted to share the same microscope and slide at the same time.
- The other candidates should start with Question 1. After one hour, these candidates should be given access to the microscope and slide. They should then move on to Question 2 as soon as they are ready.
- Candidates will only have access to the microscope and slide for one hour. They should be advised that they can answer any part of the exam paper not requiring the microscope and slide throughout the whole period of the exam.
- Access arrangements to microscopes and slides, including instructions on which question to start with and timings, must be explained to candidates before the start of the exam.

Materials to be supplied by Cambridge International

- Slide **L1**

On receipt of the slides, check that they are labelled **L1** and that no slides are broken. The slides must **not** be viewed in advance of the exam. The material on the slides is confidential and must **not** be disclosed to candidates.

The number of slides supplied by Cambridge International will be equal to half the candidate entry.

Return of slides to Cambridge International

Immediately after the exam, the slides must be:

- returned to Cambridge International in the boxes in which they were received, using the self-adhesive label supplied. The slides must **not** be included in the packet of scripts.

or

- purchased using the order form enclosed with the slides, which should be completed and returned to Cambridge International. The order form must **not** be included in the packet of scripts. Slides and boxes will be charged at the rate of £3.25 per slide plus £1 per box.

If the slides are not returned or purchased by the deadline stated on the order form, the charge will be £3.75 per slide plus £1 per box.

Materials and apparatus for Question 1

Each candidate will need:

materials and apparatus for each candidate	quantity	✓
10.0% sodium chloride solution in a beaker, labelled S , provided at room temperature (see Preparation of materials)	at least 200 cm ³	
9.0% sodium chloride solution in a beaker, labelled U1 , provided at room temperature (see Preparation of materials)	50 cm ³	
1.0% sodium chloride solution in a beaker, labelled U2 , provided at room temperature (see Preparation of materials)	50 cm ³	
Petri-dish with 7 pieces of potato, labelled P , covered by a damp paper towel (see Preparation of materials)	1	
Distilled water, in a beaker, labelled W , provided at room temperature	at least 200 cm ³	
10 cm ³ syringes	2	
50 cm ³ measuring cylinders	2	
Beakers, capacity 200–400 cm ³ , with an internal diameter of at least 7 cm	5	
A4 sheets of protractors (see Preparation of materials)	2	
Glass rod	1	
Blunt forceps	1	
Container with approximately 200 cm ³ of tap water, labelled For washing	1	
Container, capacity at least 400 cm ³ , labelled For waste	1	
Paper towels	12	
Glass marker pen, permanent	1	
Stop-clock or timer showing seconds	1	
Suitable eye protection	1	

Preparation of materials

S, **U1** and **U2** may be prepared the day before the exam and kept in a covered container in a refrigerator. They should be at room temperature before the start of the exam.

P must be prepared on the day of the exam. Spare pieces of potato tissue should be available on request.

- **Protractors**, one sheet of 4 protractors

Photocopy page 6 of the confidential instructions (protractors) onto A4 paper. Laminate each sheet or put into a clear plastic wallet.

Spare copies should be available on request. Do **not** cut into individual protractors.

- **S**, 10.0% sodium chloride solution

This is prepared by putting 20 g of sodium chloride into 160 cm³ of distilled water. Mix well. Make up to 200 cm³ with distilled water.

- **U1**, 9.0% sodium chloride solution

This is prepared by putting 9 g of sodium chloride into 80 cm³ of distilled water. Mix well. Make up to 100 cm³ with distilled water.

- **U2**, 1.0% sodium chloride solution

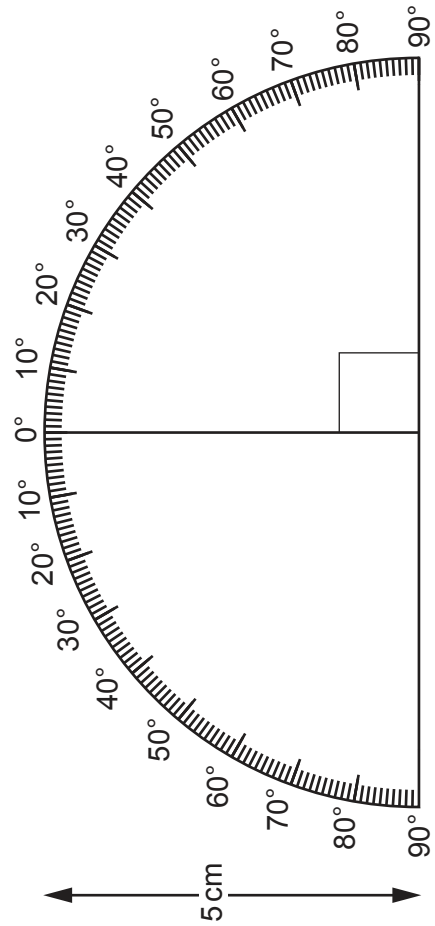
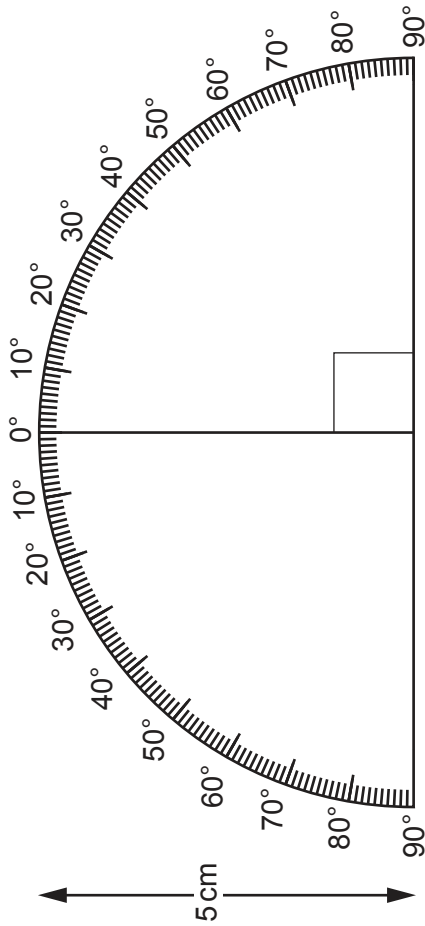
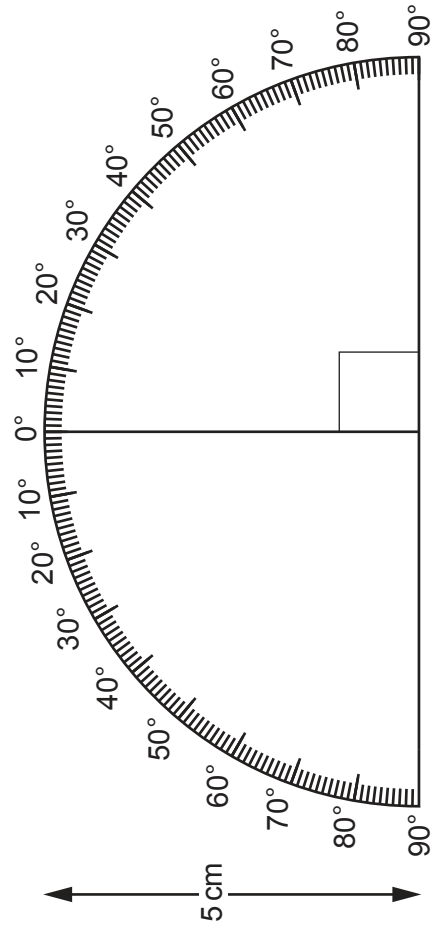
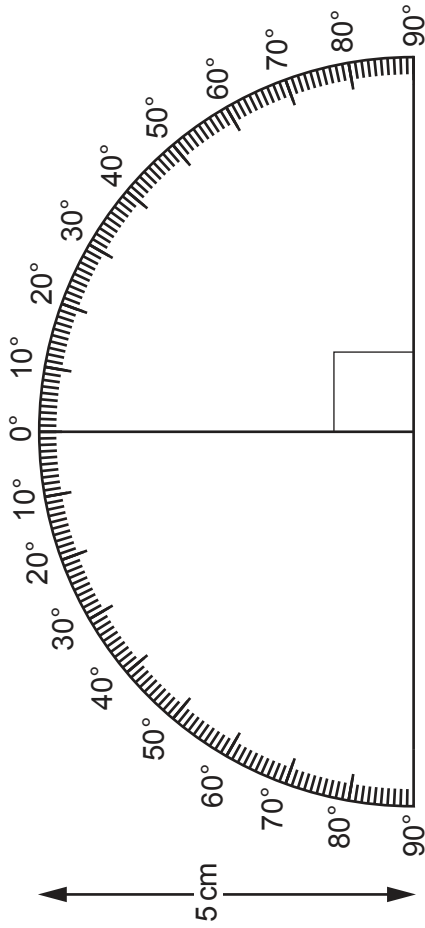
This is prepared by putting 1 g of sodium chloride into 80 cm³ of distilled water. Mix well. Make up to 100 cm³ with distilled water.

- **P**, pieces of potato tissue

This is prepared just before the exam. Peel the potatoes and cut them into pieces that are approximately 1 cm × 6 cm × 1 cm.

Put 7 pieces of potato into a Petri dish for each candidate and cover with a damp paper towel.

Do **not** use cork borers as this may compress the tissues.



Materials and apparatus for Question 2

Each candidate will need:

materials and apparatus for each candidate	quantity	✓
Microscope with: <ul style="list-style-type: none"> • an eyepiece lens, $\times 10$ magnification • a low-power objective lens, $\times 10$ magnification • a high-power objective lens, $\times 40$ magnification 	1 between 2	
Slide L1	1 between 2	

Preparation of materials

- Microscope

Any lenses which are **not** $\times 10$ or $\times 40$ should be removed or replaced.

For each candidate:

- the microscope must be set up on low power
- the slide must **not** be on the stage of the microscope.

BLANK PAGE

Permission to reproduce items where third-party owned material protected by copyright is included has been sought and cleared where possible. Every reasonable effort has been made by the publisher (UCLES) to trace copyright holders, but if any items requiring clearance have unwittingly been included, the publisher will be pleased to make amends at the earliest possible opportunity.

To avoid the issue of disclosure of answer-related information to candidates, all copyright acknowledgements are reproduced online in the Cambridge Assessment International Education Copyright Acknowledgements Booklet. This is produced for each series of examinations and is freely available to download at www.cambridgeinternational.org after the live examination series.

Cambridge Assessment International Education is part of Cambridge Assessment. Cambridge Assessment is the brand name of the University of Cambridge Local Examinations Syndicate (UCLES), which is a department of the University of Cambridge.

Supervisor's report

Syllabus and component number

9	7	0	0	/	3	5
---	---	---	---	---	---	---

Centre number

--	--	--	--	--

Centre name

Time of the practical session

Laboratory name/number

Give details of any difficulties experienced by the centre or by candidates (include the relevant candidate names and candidate numbers).

You must include:

- any difficulties experienced by the centre in the preparation of materials
- any difficulties experienced by candidates, e.g. due to faulty materials or apparatus
- any specific assistance given to candidates.

Temperature of exam room°C

Results for Question 1(a)(ii)

Results for Question 1(a)(iv)

Declaration

- 1 Each packet that I am returning to Cambridge International contains all of the following items:
 - the scripts of the candidates specified on the bar code label provided
 - the supervisor's results relevant to these candidates
 - the supervisor's reports relevant to these candidates
 - seating plans for each practical session, referring to each candidate by candidate number
 - the attendance register.
- 2 Where the practical exam has taken place in more than one practical session, I have clearly labelled the supervisor's results, supervisor's reports and seating plans with the time and laboratory name/number for each practical session.
- 3 I have included details of difficulties relating to each practical session experienced by the centre or by candidates.
- 4 I have reported any other adverse circumstances affecting candidates, e.g. illness, bereavement or temporary injury, directly to Cambridge International on a *special consideration form*.

Signed (supervisor)

Name (in block capitals)